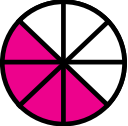

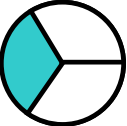
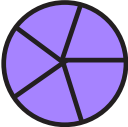

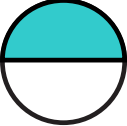
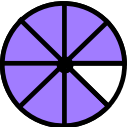
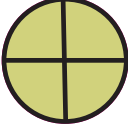






**Worksheet 67**

In mathematics, a fraction represents a part of a whole and is expressed as the ratio of two numbers, the numerator and the denominator, which are separated by a line or slash.

The numerator represents the number of parts in question, while the denominator represents the total number of equal parts the whole is divided into. For example, in the fraction  $\frac{3}{4}$ , 3 is the numerator and 4 is the denominator.

**1. Write the numerator and denominator, for the respective figures-**

	<input type="text"/>		<input type="text"/>		<input type="text"/>
	<input type="text"/>		<input type="text"/>		<input type="text"/>
	<input type="text"/>		<input type="text"/>		<input type="text"/>
	<input type="text"/>		<input type="text"/>		<input type="text"/>

**We have learnt** - Understanding fractions used in daily life