



How to use alphabet flashcards?

- Hold up a letter card and ask children to identify the letter name and its corresponding sound along with the given pictures.
- Once the child has identified the letter and the corresponding sound, encourage the child to speak out more words starting with the same letter/sound.

Alphabet cards can be an effective tool for learning letter recognition, letter-sound correspondence, and vocabulary development.

The cards can be used to develop foundational literacy by providing a print-rich environment and act as a visual aid for children to reinforce their learning.



Development Team

Team Members

Anamika, *JPF*

Meenakshi, *Senior Consultant*

Asha, *JPF*

Rupal Nimesh, *JPF*

Diksha Dewan, *Consultant*

Shweta Dogra, *JPF*

Maryam Ayyub, *Consultant*

Vivek Mandal, *Graphic Designer*

Member Coordinator

Suniti Sanwal

Professor and Head

Department of Elementary Education, NCERT

Publication Team

Head, Publication Division : Anup Kumar Rajput

Chief Production Officer : Arun Chitkara

Chief Business Manager : Vipin Dewan

Chief Editor : Shveta Uppal

Assistant Production Officer : Om Prakash



A

Almond



a




Ant

A

Almond



a



Ant



B

Bat



b




Bus

B

Bat



b



Bus



C

Camel



c

Cup



C

Camel



C

Cup





Doll



D

d



Duck

Doll



Duck





Ee

Elephant



Engine

Ee

Elephant




Engine



F

Fan




f

Frog




F

Fan



f

Frog





Girl




G

g

Glass



Girl



G

g

Glass





Hen



H h

Hut



Hen

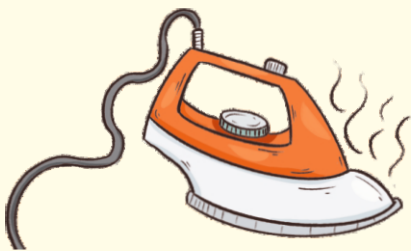
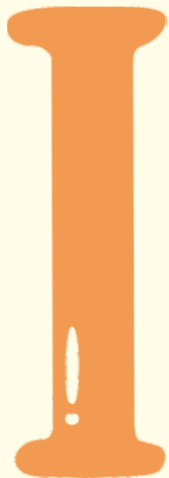
H



h

Hut





Iron




Ice cream

I

i



Iron



Ice cream



J

Jug



j

Jacket



J

Jug



j

Jacket





Kite

K




k

Key




Kite

K



k

Key





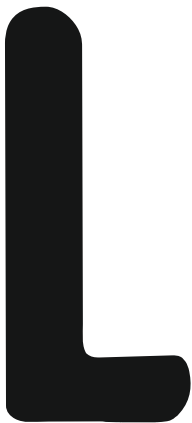
Lemon



Leaf



Lemon



Leaf





M



Monkey

m



Mango

M



Monkey

m

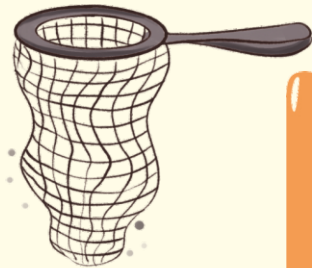


Mango



N

Net



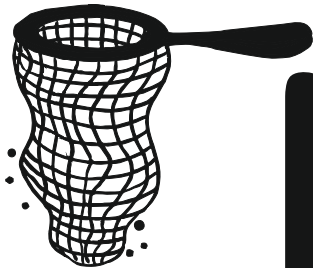
n

Nail



N

Net



n

Nail





Owl




O


o

Onion





Owl



Onion






Parrot

P



p



Pencil

Parrot

P



p



Pencil



Quilt



Q

q



Quill

Quilt

Q



q



Quill




R

Rabbit



r




Rose

R

Rabbit




r



Rose



Sun





Ss





Spoon

Sun



Spoon



Tree

Tooth



Tt



Tree



Tooth



Uniform

U





u



Utensils

Uniform




Utensils



Vase



Van





Vase



Van






W

Wheel



w

Watermelon




W **Wheel** **ow**

Watermelon 





Xmas tree



Xylophone

Xmas tree



Xylophone



Yy


Yarn



Yak

Yy

Yarn



Yak




Z

z



Zip



Zero

Z

z



Zip

0

Zero